

Installation Instructions for 2D and LED bulkheads

This fitting must be installed by a qualified electrician and wired in accordance with the latest edition of the IEE Electrical Regulations.

Make sure that the 'Incoming Mains Supply' is switched off before working on this luminaire.

Information regarding Part Number, Description, Voltage, Frequency, IP rating and Lumens is shown on the label affixed to the box containing the luminaire.

If IP rating has to be retained a cable gland of the correct IP rating must be used and any fixing holes must be filled with a proprietary silicon sealing compound.

High voltage insulation test equipment **"Must Not"** be used on luminaires.

The luminaire is suitable for use within ambient temperature ranges of -10°C to +25°C only.

However, particular attention should be paid to the temperature range for Emergency fittings. Installations that regularly drop below 0°C for prolonged periods, particularly when the luminaire is not illuminated are likely to result in a shortened battery life. In such applications regular testing and battery replacement schedule is recommended.

- Drill out cable entry and any other "Cut Out's" required
- Put the geartray into the hinged position and tighten screws (if applicable*)
- Make sure that the incoming cable is long enough to allow the geartray to be completely opened

- Connect the incoming mains to the terminal block as marked
- Close and screw the geartray to the base (if applicable*) - make sure that the wires are not wrapped
- Fit the lamp (2D bulkheads only)
- Fit the diffuser

Performance and Warranty


This product is warranted for twelve months from the date of installation, provided that the installation is carried out within two months of purchase, subject to the following conditions:

- This warranty will only be valid if the fittings have remained unmodified and used as per this instruction leaflet and our literature
- Fern-Howard Ltd. shall not be liable for any consequential loss or damage caused directly or indirectly by any defective or otherwise
- Battery packs are guaranteed for 12 months but are expected to have a life of at least four years if used within the specified temperature limits and tested in accordance with the standards in our literature

Technical Data

Specific data sheets can be downloaded from our website www.fernhoward.com


* Please note, not all Fern-Howard bulkheads have a geartray



Installation Instructions for all 2D and LED fittings that have the Time-in-a-Box feature




Ready to go...



Mount base to surface



Clip geartray into place



Ready for hands free connection



Safely connect supply



Tighten retainer screw (EM options only)



Use captive screws to screw the diffuser into place



You're done, luminaire is fitted