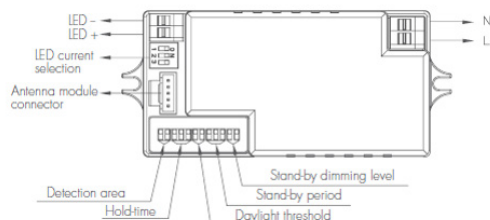


FHL462 - Set-up configuration LED CFMS Combi

Applies to the following Fern-Howard Luminaires:

Columbus Minor Galaxy, Drum Galaxy, Icebreaker Galaxy, Micro-Max Galaxy

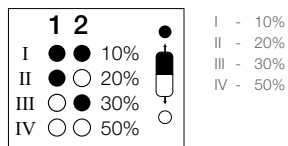


The driver in this corridor function luminaire is specifically designed as a combined LED driver and sensor. The lower level output of the driver can be changed by selecting the dip switches as shown in the diagram below, – 10% / 20% / 30% / 50% as required.

The drive current (mA) settings on the driver **should NOT** be altered.

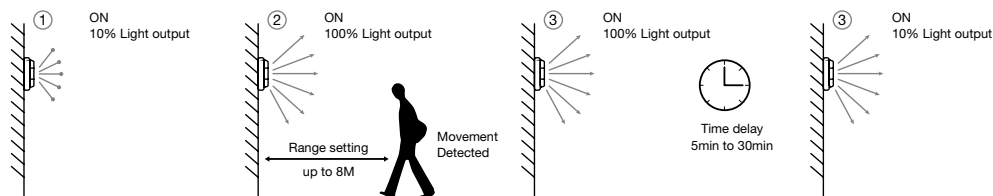
Stand-by dimming level

This is the dimmed low light output level you would like to have after the hold-time in the absence of people.

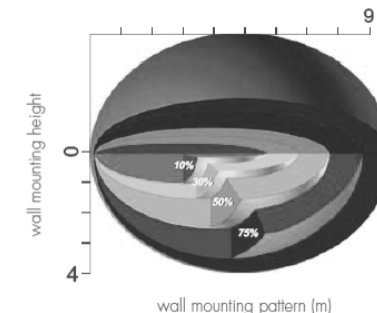
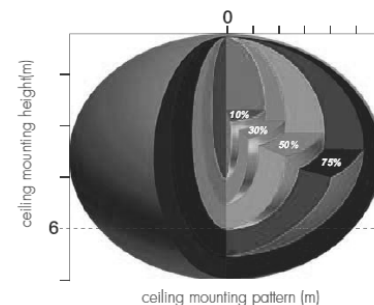


Typical Corridor Function Operation

- The luminaire operates at 10% light output
- When movement is detected by the inbuilt micro sensor, the luminaire increases its output to 100%
- The luminaire will remain at 100% output for a set period of time as set by the micro sensor settings
- After a period of time when the micro sensor does not detect any further movement, the luminaire will revert to 10% light output as standard.




Set-up



Detection Area:

Detection area can be reduced by selecting the combination on the DIP switches to fit precisely for each specific application.

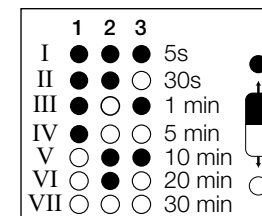
Note: by choosing “sensor OFF”, it becomes an ordinary driver without sensor mode.



- I - 100%
- II - 75%
- III - 50%
- IV - Sensor OFF

Hold Time:

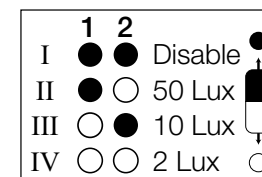
Hold-time means the period you would like to keep the light on 100% after the person has left the detection area



- I - 5s
- II - 30s
- III - 1 min
- IV - 5 min
- V - 10 min
- VI - 20 min
- VII - 30 min

Daylight Sensor:

The daylight sensor threshold can be set on the DIP switches, to fit for particular application.

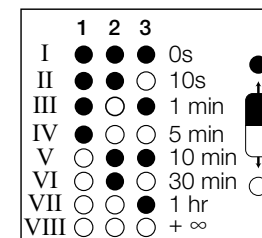


- I - Disable
- II - 50 Lux
- III - 10 Lux
- IV - 2 Lux

Stand-by period (corridor function):

This is the time period you would like to keep at the low light output level before it is completely switched off in the long absence of people.

Note: “0s” means on/off control; “+∞” means 2 step dimming control, fixture never switches off.



- I - 0s
- II - 10s
- III - 1 min
- IV - 5 min
- V - 10 min
- VI - 30 min
- VII - 1 hr
- VIII - +∞

For more Information call **01420 470 400** email lighting@fernhoward.com or visit www.fernhoward.com